

FULLY AUTOMATIC PACKAGING MACHINERY EQUIPMENT

Worldwide, Specialized and Well-known

LONG DURABLE MACHINERY CO., LTD.

No. 181, Linzi, Linzi Li, Dounan Township,
Yunlin County, 63048, Taiwan
Tel: 886-5-595-5906
Fax: 886-5-595-5878
Email: longmach@ms23.hinet.net
Website: <http://www.longdurable.com.tw>



CREATE & GROW

Long Durable Machinery Co., Ltd. is founded since 1995, specializes in designing and manufacturing a full line of packaging equipments.

For over 20 years, we take part in international exhibitions energetically. Moreover, we cooperate with many overseas companies act on behalf of our agency under mutually beneficial principles to create win-win situation to promote our machines all over the world, such as Japan, Korea, Australia, England, America, Middle East, and Southeast Asia and so on.

GOALS & PROSPECTS

Long Durable is based on honesty, professional, creativity and manufactures packaging equipment upon rich of practical experiences and technique.

At present, we have applied and owned many intellectual property rights on our unique machinery products. "Pursues excellent quality" is our maxim; manufacturing professional, excellent, beautiful and humanization operation packaging equipment is our goal.

We will continuously develop and create new packaging machines, pursuing perfect quality of packaging; and offer safe, efficient and competitive packaging machines to serve our customers.

INDEX

PRODUCTS

- ★ Fully Automatic L-sealer
- ★ Fully Automatic Sleeve Type Sealer
- ★ Shrink Tunnel
- ★ Bag Inserter
- ★ Fully Automatic Box Erector
- ★ Fully Automatic Cup Counting and Packing Machine
- ★ Automatic Palletizer
- ★ Full Line of Packaging Equipment



L-Sealer

| | | |
|----------------------|----------|--|
| LA-460+LC-1200 | 3 | FULLY AUTOMATIC L-SEALER & SHRINK TUNNEL |
| LA-460E+LC-1200E(CE) | 4 | FULLY AUTOMATIC L-SEALER (WITH SAFETY COVER) & SHRINK TUNNEL |
| LA-500A+LC-1000 | 5 | SEMI-AUTOMATIC L-SEALER & SHRINK TUNNEL |
| LA-410 | 6 | FULLY AUTOMATIC SIDE-SEALER (FAST) |
| LA-610F+LC-1800 | 7 | FULLY AUTOMATIC SIDE-SEALER (SERVO MOTOR) & SHRINK TUNNEL |
| LA-700 | 8 | FULLY AUTOMATIC VERTICAL TYPE L-SEALER |
| LA-1000L+LC-2000 | 9 | FULLY AUTOMATIC L-SEALER (EXTRA LONG MODEL) & SHRINK TUNNEL |

Shrink Tunnel

| | | |
|------------------------------|-----------|----------------------------|
| LC-1200D / LC-1500 / LC-1800 | 10 | PVC, PE, POF SHRINK TUNNEL |
|------------------------------|-----------|----------------------------|

Sleeve Type Sealer

| | | |
|----------------------|-----------|--|
| LB-600+LC-1500 | 11 | FULLY AUTOMATIC GROUP PACKAGING SEALER AND FORMING & SHRINK TUNNEL |
| LB-900+LC-1500 | 12 | FULLY AUTOMATIC SLEEVE TYPE SEALER & SHRINK TUNNEL |
| LB-600S+LC-1300 | 13 | SEMI-AUTOMATIC SLEEVE TYPE SEALER & SHRINK TUNNEL |
| LB-620+LC-1000B | 14 | FULLY AUTOMATIC SLEEVE TYPE SEALER & SHRINK TUNNEL WITH HEAT BLOWER |
| LB-2000F+LC-2000(PE) | 15 | FOUR SIDE SEALING & SHRINKING PACKING MACHINE |
| LB-2400 | 16 | FULLY AUTOMATIC PE SHRINK PACKAGING MACHINE FOR CLOTH (CIRCULAR-ROLLED TUBULAR ARTICLES) |
| LB-2000 | 17 | AUTOMATIC EMPTY BOTTLES PACKING MACHINE |
| LB-2000A | 18 | SEMI-AUTOMATIC EMPTY BOTTLES PACKING MACHINE |

Rectangle Products Sealer

| | | |
|--------------|-----------|--|
| LV-56+LF-720 | 19 | CUPS COUNTER & AUTOMATIC CUP PACKING MACHINE |
| LF-725 | 20 | FULLY AUTOMATIC FAST RECTANGLE PRODUCTS SEALER |
| LF-721 | 21 | STRAW PACKING SEALER WITH COUNTER |
| LF-726 | 22 | SEMI-AUTOMATIC CUP LID PACKAGING MACHINE |

Bag Inserter

| | | |
|---------|-----------|--|
| LE-886A | 23 | CARTON INSERTING MACHINE (DIRECT INSERT) |
| LE-886 | 24 | CARTON INSERTING MACHINE (CONTRARY INSERT) |
| LE-887 | 25 | FULLY AUTOMATIC CARTON BAG SEALER |
| LE-889 | 26 | AUTOMATIC CARTON BAG FOLDER MACHINE |

Customized Machines

| | | |
|--------|-----------|---|
| LG-760 | 27 | FULLY AUTOMATIC PAPER BOWL & PLATE PACKAGING SEALER |
| LG-780 | 28 | AUTOMATIC BOX ERECTOR (HORIZONTAL TYPE) |

Palletizer

| | | |
|--------|-----------|----------------------|
| LK-900 | 29 | AUTOMATIC PALLETIZER |
|--------|-----------|----------------------|

Option

| | | |
|----------------------|-----------|--|
| OPTIONAL ACCESSORIES | 30 | |
|----------------------|-----------|--|

LA-460+LC-1200

FULLY AUTOMATIC L-SEALER & SHRINK TUNNEL

LA-460E+LC-1200E(CE)

FULLY AUTOMATIC L-SEALER (WITH SAFETY COVER) & SHRINK TUNNEL



◆ LC-1200

◆ LA-460


◆ Application

Food, beverage, tableware, stationery, cleaning tool, hardware, LCD, etc. All kinds of products.

◆ Option

Kissing belt, manual elevate.

| Model | LA-460 | LC-1200 |
|--------------------|--|---|
| Dimension of Seal | (L)600 × (W)450 mm | — |
| Shrink Tunnel | — | (L)1200 × (W)400 × (H)250 mm |
| Packaging Capacity | 1~25 units/min | 0~8 m/min |
| Packaging Size | (L)100~460 × (W)40~300 × (H)5~100 mm | (L)460 × (W)300 × (H)100 mm (Max) |
| Machine Size | (L)1900 × (W)860 × (H)1650 mm | (L)1550 × (W)700 × (H)1600 mm |
| Power Source | 220V-1Ø-60HZ (Depend on customer's needs.) | 220V / 380V-3Ø-60HZ (Depend on customer's needs.) |
| Heating | 1.5 KW | 10 KW |



◆ LC-1200E

◆ LA-460E

◆ Application

Food, beverage, tableware, stationery, cleaning tool, hardware, LCD, etc. All kinds of products.

◆ Option

Kissing belt, manual elevate.

| Model | LA-460E | LC-1200E |
|--------------------|--|---|
| Dimension of Seal | (L)600 × (W)450 mm | — |
| Shrink Tunnel | — | (L)1200 × (W)400 × (H)250 mm |
| Packaging Capacity | 1~25 units/min | 0~8 m/min |
| Packaging Size | (L)100~460 × (W)40~300 × (H)5~100 mm | (L)460 × (W)300 × (H)100 mm (Max) |
| Machine Size | (L)1900 × (W)860 × (H)1650 mm | (L)1550 × (W)700 × (H)1600 mm |
| Power Source | 220V-1Ø-60HZ (Depend on customer's needs.) | 220V / 380V-3Ø-60HZ (Depend on customer's needs.) |
| Heating | 1.5 KW | 10 KW |

LA-500A+LC-1000

SEMI-AUTOMATIC L-SEALER & SHRINK TUNNEL

LA-410

FULLY AUTOMATIC SIDE-SEALER (FAST)



◆ LC-1000

◆ LA-500A



◆ Application

Food, beverage, tableware, stationery, cleaning tool, hardware, LCD, etc. All kinds of products.

| Model | LA-500A | LC-1000 |
|--------------------|--|---|
| Sealing Size | (L)600 × (W)450 mm | — |
| Shrink Tunnel | — | (L)1000 × (W)400 × (H)250 mm |
| Packaging Size | (L)450 × (W)250 × (H)150 mm (Max) | (L)350 × (W)250 × (H)100 mm (Max) |
| Packaging Capacity | 10~20 units/min | 0~8 m/min |
| Machine Size | (L)1700 × (W)800 × (H)1000 mm | (L)1350 × (W)700 × (H)1400 mm |
| Power Source | 220V-1Ø-60HZ (Depend on customer's needs.) | 220V / 380V-3Ø-60HZ (Depend on customer's needs.) |



◆ Application

Food, hardware, cosmetic, book, tool, plastic products, electronic products, tableware, etc.

| Model | LA-410 |
|--------------------|---------------------------------------|
| Sealing Size | (W)450 mm |
| Packaging Size | (L)100~460 × (W)40~320 × (H)10~100 mm |
| Packaging Capacity | 30~40 units/min |
| Machine Size | (L)2750 × (W)1350 × (H)1500 mm |
| Power Source | 220V-1Ø-60HZ |

LA-610F+LC-1800

FULLY AUTOMATIC SIDE-SEALER (SERVO MOTOR) & SHRINK TUNNEL

LA-700

FULLY AUTOMATIC VERTICAL TYPE L-SEALER



◆ LC-1800

◆ LA-610F

◆ Application

Food, hardware, cosmetic, book, tool, plastic products, electronic products, tableware, etc.

| | |
|---------------------------|---------------------------------------|
| Model | LA-610F |
| Sealing Size | (W)450 mm |
| Packaging Size | (L)100~460 × (W)40~320 × (H)10~100 mm |
| Packaging Capacity | 40~60 units/min |
| Machine Size | (L)3000 × (W)1350 × (H)1500 mm |
| Power Source | 380V-3Ø-60HZ |



◆ Application

Mineral water, detergent, big bottle, etc.

| | |
|---------------------------|--|
| Model | LA-700 |
| Dimension of Seal | (L)600 × (W)450 mm |
| Packaging Capacity | 1~12 pcs |
| Packaging Size | (L)250 × (W)180 × (H)350 mm (Max) |
| Machine Size | (L)1570 × (W)1700 × (H)1800 mm |
| Power Source | 220V-1Ø-60HZ (Depend on customer's needs.) |
| Heating | 2 KW |



LA-1000L+LC-2000

FULLY AUTOMATIC L-SEALER (EXTRA LONG MODEL) & SHRINK TUNNEL



◆ LC-2000

◆ LA-1000L

◆ Application

Steel tube, upholstery, long wooden board, etc extra long product.

| Model | LA-1000L | LC-2000 |
|--------------------|--|--|
| Dimension of Seal | (W)700~1400 mm | — |
| Packaging Capacity | 1~15 m/min | 0~8 m/min |
| Packaging Size | (L)100~∞ x (W)1200 x (H)150 mm (Max) | (L)100~1800 x (W)400~1400 x (H)70~200 mm (Must provide product size.) |
| Machine Size | (L)3000 x (W)1350 x (H)1500 mm | (L)2000 x (W)700~1400 x (H)250~300 mm (Depend on product size.) |
| Power Source | 220V-1Ø-60HZ (Depend on customer's needs.) | 380V-3Ø-60HZ (Depend on customer's needs.) |

LC-1200D / LC-1500 / LC-1800

PVC, PE, POF SHRINK TUNNEL



◆ LC-1800



◆ LC-1200D



◆ Application

For shrink packaging various products, such as general foods, electronic products, stationery, gift boxes, daily appliances, medicine, salted products, hardware, tools, electrical appliances, bamboo and wood products.

◆ Option

Teflon mesh, dense type.

| Model | LC-1200D (PVC) | LC-1500 (POF) | LC-1800 (PE) |
|-------------------------|-------------------------------|-------------------------------|-------------------------------|
| Power Source | 220V / 380V-3Ø-60HZ | 220V / 380V-3Ø-60HZ | 220V / 380V-3Ø-60HZ |
| Heating | 10 KW | 15 KW | 27 KW |
| Shrink Tunnel Dimension | (L)1200 x (W)400 x (H)250 mm | (L)1500 x (W)400 x (H)250 mm | (L)1800 x (W)400 x (H)250 mm |
| Machine Size | (L)1600 x (W)760 x (H)1350 mm | (L)2100 x (W)800 x (H)1650 mm | (L)2700 x (W)800 x (H)1650 mm |

★ Design for customer's demand.

LB-600+LC-1500

FULLY AUTOMATIC GROUP PACKAGING SEALER AND FORMING & SHRINK TUNNEL



◆ LC-1500

◆ LB-600



◆ Application

Glass bottles, plastic bottles, aluminum can, tin can, box, hard products, etc group packaging.

| Model | LB-600 | LC-1500 |
|--------------------|--|--|
| Dimension of Seal | (L)600 mm | — |
| Shrink Tunnel | — | (L)1500 × (W)600 × (H)450 mm |
| Packaging Capacity | 1~10 pcs/min | 0~8 m/min |
| Packaging Size | (L)200~450 × (W)60~300 × (H)50~300 mm | (L)200~450 × (W)60~300 × (H)50~300 mm |
| Machine Size | (L)2350 × (W)2000 × (H)1800 mm | (L)2400 × (W)900 × (H)1650 mm |
| Power Source | 380V-3Ø-60HZ (Depend on customer's needs.) | 380V-3Ø-60HZ (Depend on customer's needs.) |
| Heating | 1.5 KW | 21 KW |

LB-900+LC-1500

FULLY AUTOMATIC SLEEVE TYPE SEALER & SHRINK TUNNEL



◆ LC-1500

◆ LB-900



◆ Application

Glass bottles, plastic bottles, aluminum can, tin can, box, hard products, etc group packaging with tray.

| Model | LB-900 | LC-1500 |
|--------------------|--|--|
| Dimension of Seal | (L)900 mm | — |
| Shrink Tunnel | — | (L)1500 × (W)600 × (H)450 mm |
| Packaging Capacity | 1~10 pcs/min | 0~8 m/min |
| Packaging Size | (L)200~450 × (W)60~600 × (H)50~300 mm | (L)200~450 × (W)60~600 × (H)50~300 mm |
| Machine Size | (L)2400 × (W)2200 × (H)1850 mm | (L)2400 × (W)900 × (H)1650 mm |
| Power Source | 380V-3Ø-60HZ (Depend on customer's needs.) | 380V-3Ø-60HZ (Depend on customer's needs.) |
| Heating | 2 KW | 21 KW |

LB-600S+LC-1300

SEMI-AUTOMATIC SLEEVE TYPE SEALER & SHRINK TUNNEL



◆ LC-1300

◆ LB-600S



◆ Application

Glass bottles, plastic bottles, aluminum can, tin can, box, hard products, etc group packaging.

| Model | LB-600S | LC-1300 |
|--------------------|--|--|
| Dimension of Seal | (L)600 mm | — |
| Shrink Tunnel | — | (L)1300 × (W)600 × (H)450 mm |
| Packaging Capacity | 1~10 pcs/min | 0~8 m/min |
| Packaging Size | (L)200~450 × (W)60~300 × (H)50~300 mm | (L)200~450 × (W)60~300 × (H)50~300 mm |
| Machine Size | (L)950 × (W)900 × (H)1700 mm | (L)1800 × (W)900 × (H)1650 mm |
| Power Source | 380V-3Ø-60HZ (Depend on customer's needs.) | 380V-3Ø-60HZ (Depend on customer's needs.) |
| Heating | 1.5 KW | 18 KW |

LB-620+LC-1000B

FULLY AUTOMATIC SLEEVE TYPE SEALER & SHRINK TUNNEL WITH HEAT BLOWER



◆ LC-1000B

◆ LB-620



◆ Application

Cable, tires, water pipes and other rounded products.

| Model | LB-620 | LC-1000B |
|--------------------|--|--|
| Dimension of Seal | (L)700 mm | — |
| Packaging Capacity | 1 package 2 min | — |
| Packaging Size | (Ø)530~600 × 180~250 mm | — |
| Machine Size | (L)1500 × (W)1400 × (H)1900 mm | (L)800 × (W)900 × (H)1900 mm |
| Power Source | 380V-3Ø-60HZ (Depend on customer's needs.) | 380V-3Ø-60HZ (Depend on customer's needs.) |

LB-2000F+LC-2000(PE)

FOUR SIDE SEALING & SHRINKING PACKING MACHINE



 LC-2000

 LB-2000F

◆ Application

Furniture, kitchen furniture, incased goods, grinding wheel machine, drilling machine, boxed spun yarn, etc.

| | |
|-------------------------------------|--|
| Model | LB-2000F+LC-2000 (PE) |
| Sealing Size | Front Cutter 1400 mm × 1 pcs × Side Cutter 1200 mm × 2 pcs |
| Machine Size | (L)5800 × (W)1700 × (H)2150 mm |
| Shrink Tunnel | (L)2000 × (W)800 × (H)1500 mm |
| Conveyor Motor with Inverter | 1/2 HP |
| Circulation Motor | 1/2 HP × 3 pcs |
| Power Source | 380V-3Ø-60HZ (Depend on customer's needs.) |

LB-2400

FULLY AUTOMATIC PE SHRINK PACKAGING MACHINE FOR CLOTH
(CIRCULAR-ROLLED TUBULAR ARTICLES)



◆ Application

Designed for shrink packaging of cloth rolls, rubber-sheet rolls, scrolled objects, long product, and curtains.

| | |
|---------------------------|--|
| Model | LB-2400 |
| Sealing Size | Front Cutter 2400 mm / Side Cutter 450 mm |
| Packaging Capacity | 1~10 pcs/min |
| Packaging Size | (L)2000 × (W)350 mm (Max) |
| Machine Size | (L)2626 × (W)2485 × (H)1800 mm |
| Power Source | 380V-3Ø-60HZ (Depend on customer's needs.) |

LB-2000

AUTOMATIC EMPTY BOTTLES PACKING MACHINE



◆ Application

Glass bottles, plastic bottles (PP, PET...), etc group packing.

| | |
|-------------------|--|
| Model | LB-2000 |
| Dimension of Seal | 2000 mm / 1000 mm × 2 (Customization) |
| Packaging Speed | 1~2 bags/min |
| Power Source | 220V-1Ø-60HZ (Depend on customer's needs.) |



LB-2000A

SEMI-AUTOMATIC EMPTY BOTTLES PACKING MACHINE



◆ Application

Glass bottles, plastic bottles (PP, PET...), etc group packing.

| | |
|-------------------|--|
| Model | LB-2000A |
| Dimension of Seal | 1000 mm (Customization) |
| Packaging Speed | 1~2 bags/min |
| Power Source | 220V-1Ø-60HZ (Depend on customer's needs.) |



LV-56+LF-720

CUPS COUNTER & AUTOMATIC CUP PACKING MACHINE

LF-725

FULLY AUTOMATIC FAST RECTANGLE PRODUCTS SEALER



LV-56



LF-720

◆ Application

Sealed packaging, such as paper cups, Styrofoam cups, plastics cup, etc.

◆ Option

I-mark sensor, print machine, thermal transfer.

| Model | LF-720 | LV-56 |
|--------------------|--|--|
| Sealing Size | (L)200 mm | — |
| Machine Size | (L)4425 × (W)800 × (H)1500 mm | (L)1450 × (W)700 × (H)1450 mm |
| Packaging Capacity | 1~20 pcs/min | 1~20 bags/min |
| Packaging Size | (D)75~110 × (L)230~560 mm | Must Provide Sample |
| Power Source | 220V-1Ø-60HZ (Depend on customer's needs.) | 220V-1Ø-60HZ (Depend on customer's needs.) |

◆ Application

Stainless steel pipes, rectangular products, long round sticks, etc.

◆ Option

I-mark sensor, print machine, thermal transfer.

| Model | LF-725 |
|--------------------|--|
| Packaging Capacity | 20~40 m/min |
| Packaging Size | (Ø)75~(Ø)100 × (L)230~560 mm |
| Machine Size | (L)2400 × (W)1000 × (H)1500 mm |
| Power Source | 380V-3Ø-60HZ (Depend on customer's needs.) |

LF-721

STRAW PACKING SEALER WITH COUNTER



◆ Application

Straw counting packaging.

◆ Option

I-mark sensor, print machine, thermal transfer.

| | |
|------------------------|--|
| Model | LF-721 |
| Sealing Size | 250, 350 mm |
| Machine Size | (L)2010 × (W)780 × (H)1980 mm |
| Packaging Speed | 1~10 pcs/min (100 pcs/pack) |
| Packaging Size | (L)200~250 × (Ø)5~10 mm (50~250 pcs/pack) |
| Power Source | 220V-1Ø-60HZ (Depend on customer's needs.) |



LF-726

SEMI-AUTOMATIC CUP LIDS PACKAGING MACHINE



◆ Application

Sealed packaging, such as cup lids, coffee lids, bowl lids, etc.

◆ Option

I-mark sensor, print machine, thermal transfer.

| | |
|------------------------|---|
| Model | LF-726 |
| Sealing Size | 300, 400, 500 mm |
| Machine Size | (L)3150 × (W)800 × (H)1600 mm |
| Packaging Speed | 1~16 pcs/min (Depend on people feed-in and packing size.) |
| Packaging Size | (L)250~450 × (Ø)75~140 mm |
| Power Source | 220V-1Ø-60HZ (Depend on customer's needs.) |



LE-886A

CARTON INSERTING MACHINE (DIRECT INSERT)



◆ Application

The unit is suitable for carton bag stress hygiene such as frozen food, processed food products, agricultural products, food oil, etc.

| | |
|-----------------------------|--|
| Model | LE-886A |
| Machine Size | (L)3170 × (W)2240 × (H)2300 mm |
| Complete Carton | (L)200~400 × (W)200~300 × (H)150~250 mm |
| Carton Feed Speed | 6~8 cartons/min |
| Film Size | 460~840 mm |
| Film Length Equation | Carton: L+W+140 mm = Wide of Film Roll |
| Power Source | 220V-1Ø-60HZ (Depend on customer's needs.) |
| Air Pressure | 5 kg/cm ² |



LE-886

CARTON INSERTING MACHINE (CONTRARY INSERT)



◆ Application

Carton bag inserting such as food, electronic products, stationery, plastic products, hardware, screws, beverages and so on.

| | |
|-----------------------------|--|
| Model | LE-886 |
| Machine Size | (L)2100 × (W)1490 × (H)2200 mm |
| Complete Carton | (L)200~400 × (W)200~300 × (H)150~250 mm |
| Carton Feed Speed | 6~8 cartons/min |
| Film Size | 460~840 mm |
| Film Length Equation | Carton: L+W+150 mm = Length of Film Roll |
| Power Source | 220V-1Ø-60HZ (Depend on customer's needs.) |
| Air Pressure | 5 kg/cm ² |



LE-887

FULLY AUTOMATIC CARTON BAG SEALER



◆ Application

Food, electronic product, stationery, cleaning tool, hardware, screws, toy carton, etc bag sealing.

| | |
|--------------------|--|
| Model | LE-887 |
| Machine Size | (L)3000 × (W)1300 × (H)2000 mm |
| Packaging Capacity | 1~8 cartons/min |
| Dimension of Seal | 1000 mm |
| Power Source | 380V-3Ø-60HZ (Depend on customer's needs.) |



LE-889

AUTOMATIC CARTON BAG FOLDER MACHINE



◆ Application

The unit is suitable for carton bag stress hygiene such as frozen food, processed food products, agricultural products, food oil, etc.

| | |
|-------------------|--|
| Model | LE-889 |
| Machine Size | (L)1500 × (W)1000 × (H)2300 mm |
| Carton Feed Speed | 1~8 cartons/min |
| Complete Carton | (L)200~400 × (W)200~300 × (H)150~250 mm |
| Power Source | 380V-3Ø-60HZ (Depend on customer's needs.) |

LG-760

FULLY AUTOMATIC PAPER BOWL & PLATE PACKAGING SEALER

LG-780

AUTOMATIC BOX ERECTOR (HORIZONTAL TYPE)



◆ Application

Designed for packaging paper bowls and plates (square or round).

| | |
|---------------------------|--|
| Model | LG-760 |
| Machine Size | (L)1900 × (W)1600 × (H)1500 mm |
| Packaging Capacity | 1~12 units/min |
| Packaging Size | Paper Bowl, Plate (Square or Round) (Depend on customer's needs.) |
| Power Source | 220V-1Ø-60HZ (Depend on customer's needs.) |



◆ Application


Designed for packing food, medicines, cosmetics and electronic products with cartons.

| | |
|---------------------------|--|
| Model | LG-780 |
| Machine Size | (L)3200 × (W)1200 × (H)1500 mm |
| Packaging Capacity | 1~20 boxes/min |
| Carton Size | Max: (L)220 × (W)200 × (H)50 mm Min: (L)120 × (W)100 × (H)15 mm |
| Power Source | 220V-1Ø-60HZ (Depend on customer's needs.) |



LK-900

AUTOMATIC PALLETIZER











◆ Application

Corrugated carton, plastic carton, drums.

| | |
|--------------|--|
| Model | LK-900 |
| Machine Size | Pallet size are on customer's need. |
| Power Source | 380V-3Ø-60HZ (Depend on customer's needs.) |

Optional Accessories

| Optional |  |  |  |  |
|----------|---|---|---|---|
| Model | Touch Screen (HIMI) | Kissing Belt | Manual Elevate | Dense Type |
| LA-460 | ★ | ★ | ★ | |
| LA-460E | ★ | ★ | ★ | |
| LA-410 | ▲ | | | |
| LA-610F | ▲ | | | |
| LC-1000 | | | | ★ |
| LC-1200D | | | | ★ |
| LC-1500 | | | | ★ |
| LF-720 | ▲ | | | |
| LF-725 | ▲ | | | |
| LF-721 | ▲ | | | |
| LF-726 | ▲ | | | |
| LG-760 | ▲ | | | |

| Optional |  |  |  |  |
|----------|---|---|---|---|
| Model | Teflon Mesh | I-Mark Sensor | Print Machine | Thermal Transfer |
| LA-460 | | ★ | ★ | |
| LA-460E | | ★ | ★ | |
| LA-410 | | ★ | ★ | |
| LC-1000 | ★ | | | |
| LC-1200 | ★ | | | |
| LC-1200D | ★ | | | |
| LC-1500 | ★ | | | |
| LF-720 | | ★ | ★ | ★ |
| LF-725 | | ★ | ★ | ★ |
| LF-721 | | ★ | ★ | ★ |
| LF-726 | | ★ | ★ | ★ |
| LG-760 | | | ★ | |

★ Optional Accessories

▲ Standard Accessories